

Arkansas Analytical, Inc.

Toxicity Test Results

Conway Corporation: Tupelo Bayou
NPDES Permit Number: AR0051951
First quarter 2015
AFIN # 23-01095

Fathead Minnow, *Pimephales promelas*, Larval Survival and Growth Test
Test 1000.0

Ceriodaphnia dubia, Survival and Reproduction Test
Test 1002.0

Prepared for: **Mr. Bill Fulmer**
Conway Corporation
P.O. Box 99
Conway, Arkansas 72032

Prepared by: Arkansas Analytical, Inc.
11701 I-30, Bldg 1 Suite 115
Little Rock, Arkansas 72209
Lab Number K1502002

Friday, February 13, 2015

Introduction

This report contains test results for toxicity testing for Conway Corporation. The NPDES permit number is AR0051951. The facility is located as follows: from the intersection of Dave Ward Drive (Hwy. 60) and Lollie Road, drive approximately 1.3 miles south on Lollie Road, and the proposed facility location will be on the right (to the west) in Faulkner County, Arkansas. Latitude: 35° 03' 05" North & Longitude: 92° 32' 09" West.

The permit requires chronic biomonitoring testing quarterly for *Pimephales promelas* and *Ceriodaphnia dubia*. The test results in this report represent the testing for the first quarter of 2015.

* Test solution renewal and organism feeding were inadvertently missed Day 4 of testing. Corrective action was taken and the remainder of the test was completed successfully.

Plant Operations

To be provided by permittee.

Source of Effluent and Dilution Water

Effluent samples were collected as follows:

Sample Collection:	Date, Time Started	Date, Time Ended
Sample #1:	2-1-15, 0700	2-2-15, 0700
Sample #2:	2-3-15, 0700	2-4-15, 0700
Sample #3:	2-5-15, 0700	2-6-15, 0700

Samples were composites collected at the final discharge of Outfall 001, Tupelo Bayou effluent.

The following information was collected upon immediate receipt of the samples at the laboratory:

Sample Receiving Information:	Date, Time Sample(s) Received	Temperature (°C) upon receipt
Sample #1:	2-2-15, 1113	1
Sample #2:	2-4-15, 1002	1
Sample #3:	2-6-15, 0920	4

Chain of custody documentation is located in Appendix A.

The dilution water used in the toxicity tests was synthetic soft. It was prepared using Elga Maxima ultra pure water according to EPA specifications. Each batch was analyzed for pH, hardness, total alkalinity, and conductivity. Results are provided in Appendix B.

Dilution Series

Five dilutions in addition to a control (0% effluent) were used in the toxicity tests. The dilutions, which were made with synthetic water, were 5%, 7%, 9%, 12%, and 16%. The low-flow effluent concentration (**critical dilution**) was defined as **12% effluent**.

Test Methods

EPA Method 1000.0, Fathead Minnow, *Pimephales promelas*, Larval Survival and Growth Test, was used in this bioassay. Larvae are exposed in a static renewal system for seven days and the results are based on the survival and growth (increase in weight) of the larvae. The test chambers were 500 ml plastic cups, and each chamber contained ten organisms in a test solution volume of 250 mls. The test temperature was 25 degrees Centigrade. Raw data and statistics are provided in Appendix C.

EPA Method 1002.0, Cladoceran, *Ceriodaphnia dubia*, Survival and Reproduction Test, was used. Neonates are exposed in a static renewal system until at least 60% of the control organisms have produced a third brood. Results are based on the survival and reproduction of the organisms. One neonate was placed in each of ten replicate chambers using a randomizing template. Test chambers were 30 ml plastic cups filled with 15 mls of test solution. The test temperature was 25 degrees Centigrade. Raw data and statistics are provided in Appendix D.

Test Organisms

The organisms used in Test 1000.0 were < 48 hour old Fathead Minnows, *Pimephales promelas*, which were purchased from Aquatox; a copy of the organism history is provided in Appendix E.

The organisms used in Test 1002.0 were < 24 hour old *Ceriodaphnia dubia* neonates, (all born within the same eight hours), obtained from an in-house culture. An organism history is provided in Appendix E.

Quality Assurance

Test Acceptability

TEST ACCEPTANCE CRITERIA for *Ceriodaphnia dubia*

Control Criteria	Results	Pass	Fail
Greater than or equal to 80% survival	100%	X	
Average of 15 or more young per surviving female	16.1	X	
At least 60% of surviving females should have produced 3 broods	90%	X	
The percent coefficient of variation between replicates must be 40% or less for the young of surviving females	24.2%	X	

TEST ACCEPTANCE CRITERIA for *Pimephales promelas*

Control Criteria	Results	Pass	Fail
Greater than or equal to 80% survival	100%	X	
The percent coefficient of variation between replicates must be 40% or less for survival	0.00%	X	
Minimum of 0.25 mg average dry weight of surviving controls	0.511	X	
The percent coefficient of variation between replicates must be 40% or less for growth	7.80%	X	

Reference Toxicant

The reference toxicant used was Potassium Chloride prepared in-house. The tests were performed using moderately hard synthetic as dilution water. The results of the reference toxicant were:

REFERENCE TOXICANT

<i>Ceriodaphnia dubia</i> 1/6/15 – 1/13/15		<i>Pimephales promelas</i> 1/6/15 – 1/13/15	
NOEC Survival:	250 ppm KCl	NOEC Survival:	500 ppm KCl
LOEC Survival:	500 ppm KCl	LOEC Survival:	1000 ppm KCl
NOEC Reproduction:	250 ppm KCl	NOEC Growth:	500 ppm KCl
LOEC Reproduction:	500 ppm KCl	LOEC Growth:	1000 ppm KCl

Quality Assurance charts are provided in Appendix F.

Summary of Results
Conway Corporation – Tupelo Bayou

<i>Ceriodaphnia dubia</i>		<i>Pimephales promelas</i>	
NOEC / LOEC Survival	16% / NA	NOEC / LOEC survival	16% / NA
NOEC / LOEC Reproduction	16% / NA	NOEC / LOEC growth	16% / NA
Mean number of neonates (critical dilution)	16.5	%CV survival (critical dilution)	4.56%
%CV Reproduction (critical dilution)	22.7%	Mean dry weight (critical dilution) in milligrams	0.497
		%CV growth (critical dilution)	5.55%
PMSD Reproduction	26.8%	PMSD Growth	13.3%

Conclusion

Chronic static renewal larval survival and growth test using fathead minnow, *Pimephales promelas*, (Method 1000.0)

The permit issued to Conway Corporation – Tupelo Bayou, specifies that the **critical dilution is 12% effluent**. The effluent samples **did not** exhibit lethal or sublethal effects at the critical dilution, and, as such, **passed** both portions of the test.


Chronic static renewal survival and reproduction test using *Ceriodaphnia dubia*, (Method 1002.0)

The permit issued to Conway Corporation – Tupelo Bayou, specifies that the **critical dilution is 12% effluent**. The effluent samples **did not** exhibit lethal or sublethal effects at the critical dilution, and, as such, **passed** both portions of the test.

Biomonitoring Analysts:

Ryan Hudgin / William Lindsey

Reviewed by:

Tracy Bounds by 
 Tracy Bounds, lab manager

SUMMARY REPORTING FOR CHRONIC BIOMONITORING
 FATHEAD MINNOW LARVAE GROWTH AND SURVIVAL
PIMEPHALES PROMELAS

PERMITTEE: Conway Corporation –Tupelo Bayou

Sample Collection:	Date, Time Started	Date, Time Ended
Sample #1:	2-1-15, 0700	2-2-15, 0700
Sample #2:	2-3-15, 0700	2-4-15, 0700
Sample #3:	2-5-15, 0700	2-6-15, 0700

Test initiated (date, time): 2-3-15, 1420 Test terminated (date, time): 2-10-15, 1435

Dilution water used: Soft Synthetic

DATA TABLE FOR FATHEAD MINNOW SURVIVAL

Effluent Conc %	Percent Survival in Replicate Chambers					Mean Percent Survival				CV %
	A	B	C	D	E	24 hours	48 hours	7 days		
0%	100	100	100	100	100	100	100	100	100	0.00
5%	100	100	100	100	100	100	100	100	100	
7%	100	100	100	100	100	100	100	100	100	
9%	100	100	90	100	100	98	98	98	98	
12%	100	90	100	100	100	100	98	98	98	4.56
16%	100	100	100	70	100	98	98	94	94	

DATA TABLE FOR GROWTH OF FATHEAD MINNOWS

Average Dry Weight in milligrams in replicate chambers

Effluent Conc %	A	B	C	D	E	Mean Dry Weight	CV%
0%	0.507	0.557	0.450	0.532	0.510	0.511	7.80%
5%	0.435	0.446	0.596	0.418	0.477	0.474	
7%	0.432	0.477	0.473	0.459	0.472	0.463	
9%	0.467	0.485	0.477	0.502	0.466	0.479	
12%	0.508	0.525	0.517	0.467	0.468	0.497	5.55%
16%	0.496	0.475	0.435	0.353	0.525	0.457	

Coefficient of Variation = standard deviation / mean * 100

SUMMARY REPORTING FORMS FOR CHRONIC BIOMONITORING
FATHEAD MINNOW LARVAE GROWTH AND SURVIVAL
Pimephales promelas

1. Dunnett's procedure or Steel's Many-One Rank Test as appropriate:
Is the mean survival at 7 days significantly different ($p=0.05$) than the control survival for:
a) LOW FLOW OR CRITICAL DILUTION, (100%) YES _____ NO X _____

2. Dunnett's Procedure
Is the mean dry weight (growth) at 7 days significantly different ($p=0.05$) than the control's dry weight (growth) for:
a) LOW FLOW OR CRITICAL DILUTION, (100%) YES _____ NO X _____

3. If NO was answered to 1.a) enter [0] otherwise enter [1] (parameter TLP6C): _____ 0 _____

4. If NO was answered to 2.a) enter [0] otherwise enter [1] (parameter TGP6C): _____ 0 _____

5. Enter percentage corresponding to each parameter below:
a) NOEC survival (parameter TOP6C)= _____ 16 _____ % effluent
b) NOEC growth (parameter TPP6C)= _____ 16 _____ % effluent
c) Coefficient of variation (parameter TQP6C)= _____ 7.80 _____ %

6. Enter Whole Effluent Toxicity: _____ 16 _____ %

SUMMARY REPORTING FORMS FOR CHRONIC BIOMONITORING
Ceriodaphnia dubia SURVIVAL AND REPRODUCTION

PERMITTEE: Conway Corporation –Tupelo Bayou

Sample Collection:	Date, Time Started	Date, Time Ended
Sample #1:	2-1-15, 0700	2-2-15, 0700
Sample #2:	2-3-15, 0700	2-4-15, 0700
Sample #3:	2-5-15, 0700	2-6-15, 0700

Test initiated (date, time): 2-3-15, 1445 Test terminated (date, time): 2-11-15, 0930

Dilution water used: Soft Synthetic

Ceriodaphnia dubia SURVIVAL AND REPRODUCTION
NUMBER OF YOUNG PRODUCED PER FEMALE @ TEST TERMINATION

Replicate	PERCENT EFFLUENT					
	0%	5%	7%	9%	12%	16%
A	19	18	21	15	21	8
B	19	21	18	17	13	17
C	16	16	10	17	21	17
D	21	11	11	16	18	14
E	9	9	8	14	13	14
F	14	21	15	17	18	8
G	20	16	21	12	10	13
H	16	11	6	10	14	18
I	11	11	12	12	19	10
J	16	17	14	24	18	17
Mean	16.1	15.1	13.6	15.4	16.5	13.6
Mean/surviving female	16.1	15.1	13.6	15.4	16.5	13.6
CV%*	24.2				22.7	

SUMMARY REPORTING FORMS FOR CHRONIC BIOMONITORING
Ceriodaphnia dubia SURVIVAL AND REPRODUCTION

Permittee: Conway Corporation

PERCENT SURVIVAL

PERCENT EFFLUENT	0%	5%	7%	9%	12%	16%
Time of Reading: 24 HOURS	100	100	100	100	100	100
48 HOURS	100	100	100	100	100	100
Test termination	100	100	100	100	100	100

1. Fisher's Exact Test:
Is the mean survival at test termination significantly different (p=0.05) than the control survival for:
 - a) LOW FLOW OR CRITICAL DILUTION, (100%): YES _____ NO X

2. Dunnett's Procedure or Steel's Many One Rank Test:
Is the mean number of young produced per female significantly different (p=0.05) than the controls number of young per female for:
 - a) LOW FLOW OR CRITICAL DILUTION, (100%): YES _____ NO X

3. If NO was answered to 1.a) enter [0] otherwise enter [1] (parameter TLP3B): 0

4. If NO was answered to 2.a) enter [0] otherwise enter [1] (parameter TGP3B): 0


5. Enter percentage corresponding to each parameter below:
 - a) NOEC survival (parameter TOP3B)= 16 % effluent
 - b) NOEC reproduction (parameter TPP3B)= 16 % effluent
 - c) Coefficient of variation (parameter TQP3B)= 24.2 %

6. Enter Whole Effluent Toxicity: 16 %

APPENDIX A

Chain of Custody Forms






11701 Interstate 30, Bldg. 1, Ste. 115
 Little Rock, AR 72209
 PHONE: 501-455-3233
 FAX: 501-455-6118

CHAIN OF CUSTODY RECORD

CLIENT INFORMATION		BILLING INFORMATION		Project Description		Turnaround Time		Preservation Codes:	
Conway Corporation		Conway Corporation		Chronic Toxicity		1 Day (100%) 2 Day (50%) 3 Day (25%)		1. Cool, 4 Degrees Centigrade 2. Sulfuric Acid (H ₂ SO ₄), pH < 2 3. Nitric Acid (HNO ₃), pH < 2 4. Thiosulfate for Dechlorination 5. Hydrochloric Acid(HCl) 6. Sodium Hydroxide (NaOH), pH > 12	
800 South Harkrider		P.O. Box 99		Reporting Information		Routine		TEST PARAMETERS	
Conway, AR 72032		Conway, AR 72032		Telephone: 501-733-4495		Preservative Code: 1		Bole Type Code:	
Attn: Bill Fulmer		Email: Bill.Fulmer@conwaycorp.com		Email: trey.lieblong@conwaycorp.com		Bole Type: P		G = Glass, P = Plastic V = Septum, A = Amber	
Sampler(s) Signature: <i>Mr. Beatz</i>		Sampler(s) Printed: <i>Kenny Beatz</i>		SAMPLE IDENTIFICATION/ DESCRIPTION		Chronic Toxicity		Arkansas Analytical Work Order Number: <i>K1502-002A</i>	
Field Number	SAMPLE COLLECTION Dates	Times	Grab	Comp	Number of Bottles	Sample Matrix	Water		
	2/1-2/15	7:00AM-7:00AM		X	2	Typical bayou Effluent		X	
1. Relinquished by: (Signature) <i>Mr. Beatz</i>		Date/Time: 2/2/15		2. Received by: (Signature)		SAMPLE CONDITION UPON RECEIPT IN LAB		REMARKS / SAMPLE COMMENTS	
3. Relinquished by: (Signature)		Date/Time		4. Received by lab: (Signature) <i>Sidney James</i>		1. CUSTODY SEALS: <input checked="" type="checkbox"/> Yes ___ No 2. CONTAINERS CORRECT: <input checked="" type="checkbox"/> Yes ___ No 3. COC/LABELS AGREE: <input checked="" type="checkbox"/> Yes ___ No 4. RECEIVED ON ICE: <input checked="" type="checkbox"/> Yes ___ No 5. TEMPERATURE ON RECEIPT: <i>10</i> 6. TEMPERATURE GUN ID: <i>HHT #2</i>			
FOR COMPLIANCE BY LAB ONLY									



11701 Interstate 30, Bldg. 1, Ste. 115
 Little Rock, AR 72209
 PHONE: 501-455-3233
 FAX: 501-455-6118

CHAIN OF CUSTODY RECORD

CLIENT INFORMATION		BILLING INFORMATION		Project Description		Turnaround Time		Preservation Codes:	
Conway Corporation		Conway Corporation		Chronic Toxicity		1 Day (100%) 2 Day (50%) 3 Day (25%)		1. Cool, 4 Degrees Centigrade 2. Sulfuric Acid (H ₂ SO ₄), pH < 2 3. Nitric Acid (HNO ₃), pH < 2 4. Thiosulfate for Dechlorination 5. Hydrochloric Acid(HCl) 6. Sodium Hydroxide (NaOH), pH > 12	
800 South Harkrider		P.O. Box 99		Reporting Information		Routine		TEST PARAMETERS	
Conway, AR 72032		Conway, AR 72032		Telephone: 501-733-4495		Preservative Code: 1		Botlle Type Code	
Attn: Bill Fulmer		Email: trey.lieblong@conwaycorp.com		Email: Bill.Fulmer@conwaycorp.com		Botlle Type: P		G = Glass; P = Plastic V = Septum; A = Amber	
Sampler(s) Signature <i>Bill Fulmer</i>		Sampler(s) Printed Bill Fulmer		SAMPLE COLLECTION		SAMPLE		Chronic Toxicity	
Field Number	SAMPLE DATES	Times/s	Grab	Comp	Number of bottles	Sample Matrix	IDENTIFICATION/ DESCRIPTION		
	2-3-15	7AM-7PM		X	1	Water	Tupelo Bayou Effluent	X	K1502-002B
1. Relinquished by: (Signature) <i>Bill Fulmer</i>		Date/Time 2-4-15 10:02AM		2. Received by: (Signature) <i>Sydney James</i>		SAMPLE CONDITION UPON RECEIPT IN LAB		REMARKS / SAMPLE COMMENTS	
3. Relinquished by: (Signature)		Date/Time		4. Received by lab: (Signature)		1. CUSTODY SEALS: <input checked="" type="checkbox"/> Yes <input type="checkbox"/> No 2. CONTAINERS CORRECT: <input checked="" type="checkbox"/> Yes <input type="checkbox"/> No 3. COC/LABELS AGREE: <input checked="" type="checkbox"/> Yes <input type="checkbox"/> No 4. RECEIVED ON ICE: <input checked="" type="checkbox"/> Yes <input type="checkbox"/> No 5. TEMPERATURE ON RECEIPT: <input checked="" type="checkbox"/> 1°C 6. TEMPERATURE GUN ID: <input checked="" type="checkbox"/> #2			
FOR COLLECTION BY LAB ONLY									



11701 Interstate 30, Bldg. 1, Ste. 115
 Little Rock, AR 72209
 PHONE: 501-455-3233
 FAX: 501-455-6118

CHAIN OF CUSTODY RECORD

CLIENT INFORMATION		BILLING INFORMATION		Project Description		Turnaround Time		Preservation Codes:					
Conway Corporation 800 South Harkrider Conway, AR 72032		Conway Corporation P.O. Box 99 Conway, AR 72032		Chronic Toxicity		1 Day (100%) 2 Day (60%) 3 Day (25%)		1. Cool, 4 Degrees Centigrade 2. Sulfuric Acid (H ₂ SO ₄), pH < 2 3. Nitric Acid (HNO ₃), pH < 2 4. Thiosulfate for Dechlorination 5. Hydrochloric Acid(HCl) 6. Sodium Hydroxide (NaOH), pH > 12					
Attn: Bill Fulmer				Email: Bill.Fulmer@conwaycorp.com Email: trey.leblong@conwaycorp.com		Routine Preservative Code: 1 Bottle Type: P		TEST PARAMETERS Bottle Type Code G = Glass, P = Plastic V = Sphum, A = Amber					
Sampler(s) Signature <i>Bill Fulmer</i>		Sampler(s) Printed Bill Fulmer		SAMPLE IDENTIFICATION/ DESCRIPTION Chronic Toxicity								Arkansas Analytical Work Order Number: F1502-022C	
Field Number	SAMPLE COLLECTION Dates	Time/s	Grab	Comp	Number of Bottles	Sample Matrix	SAMPLE IDENTIFICATION/ DESCRIPTION						TEST PARAMETERS
	2-5-6-15	7AM-7AM		X	1	Water	Tap to Bayou Effluent						X
1. Relinquished by: (Signature)		Date/Time		2. Received by: (Signature)		SAMPLE CONDITION UPON RECEIPT IN LAB						REMARKS / SAMPLE COMMENTS	
<i>Bill Fulmer</i>		2-6-15 9:20 AM				1. CUSTODY SEALS: <input checked="" type="checkbox"/> Yes ___ No 2. CONTAINERS CORRECT: <input checked="" type="checkbox"/> Yes ___ No 3. COGLABELS AGREE: <input checked="" type="checkbox"/> Yes ___ No 4. RECEIVED ON ICE: <input checked="" type="checkbox"/> Yes ___ No 5. TEMPERATURE ON RECEIPT: <i>4°C</i> 6. TEMPERATURE GUN ID: <i>HHT #2</i>							
3. Relinquished by: (Signature)		Date/Time		4. Received by lab: (Signature)		FOR COMPLETION BY LAB ONLY							
				<i>Sophy James</i>									

APPENDIX B

Effluent and Dilution Water Data

CHEMICAL DATA SHEET FOR CHRONIC TOXICITY TESTING

Fathead Minnow

Lab # / Sample ID K1502002

Test Start (Date/Time) 2-3-15 1420

Client: Conway Tupelo Bayou

Test End (Date/Time) 2-10-15 1435

Day of Test

		1	2	3	4	5	6	7	notes
Control	55	2-3	2-4	2-5	2-6	2-7	2-8	2-9	
D.O. (mg/L)	INITIAL	8.7	8.5	8.8	8.6		8.5	8.9	
	FINAL	7.3	7.4	7.6	8.2		7.4	7.9	
pH (s.u.)	INITIAL	7.7	8.1	8.1	8.1		8.0	8.1	
	FINAL	7.5	7.6	7.4	8.1		8.0	7.9	
temp (C)	INITIAL	23	23	24	22		22	24	
	FINAL	25	25	25	25		25	25	
ALKALINITY (mg/L)		30	---	34	---		32	---	
HARDNESS (mg/L)		44	---	48	---		40	---	
CONDUCTIVITY (umhc)		230	---	268	---		251	---	
CHLORINE (mg/L)		<0.05	---	---	---		---	---	
CONC:	5								
D.O. (mg/L)	INITIAL	8.6	8.2	8.3	8.6		8.5	8.6	
	FINAL	7.2	7.3	7.6	8.1		7.8	7.9	
pH (s.u.)	INITIAL	7.8	8.0	8.1	8.0		8.0	8.1	
	FINAL	7.5	7.7	7.5	8.1		7.9	7.9	
temp (C)	INITIAL	23	23	23	22		21	24	
	FINAL	25	25	25	25		25	25	
CONC:	7								
D.O. (mg/L)	INITIAL	8.7	8.5	8.7	8.4		8.6	8.6	
	FINAL	7.4	7.3	7.3	7.9		7.6	7.9	
pH (mg/L)	INITIAL	7.8	8.1	8.1	8.1		8.0	8.0	
	FINAL	7.5	7.7	7.6	8.1		7.9	7.9	
temp (C)	INITIAL	23	23	23	22		22	29	
	FINAL	25	25	25	25		25	25	
CONC:	9								
D.O. (mg/L)	INITIAL	8.7	8.5	8.7	8.6		8.5	8.5	
	FINAL	7.6	7.5	7.6	7.9		7.6	7.8	
pH (s.u.)	INITIAL	7.9	8.1	8.1	8.0		8.1	8.1	
	FINAL	7.6	7.7	7.6	8.1		7.8	7.9	
temp (C)	INITIAL	23	23	22	21		22	23	
	FINAL	25	25	25	25		25	25	
CONC:	12								
D.O. (mg/L)	INITIAL	8.8	8.6	8.7	8.7		8.6	8.6	
	FINAL	7.0	7.2	7.6	7.6		7.6	7.7	
pH (s.u.)	INITIAL	7.8	8.1	8.1	8.0		8.0	7.9	
	FINAL	7.7	7.8	7.7	8.0		8.0	7.9	
temp (C)	INITIAL	23	23	22	21		22	23	
	FINAL	25	25	25	25		25	25	
CONC:	16								
D.O. (mg/L)	INITIAL	8.9	8.6	8.8	8.7		8.5	8.6	
	FINAL	7.1	7.2	7.7	7.7		7.5	7.8	
pH (s.u.)	INITIAL	7.9	8.1	8.0	8.0		8.1	7.9	
	FINAL	7.7	7.8	7.7	8.0		8.0	7.8	
temp (C)	INITIAL	23	23	21	21		23	23	
	FINAL	25	25	25	25		25	25	
CONC:	100 %	A	A	A	B	B	C	C	
ALKALINITY (mg/L)		142	---	---	124	---	144	---	
HARDNESS (mg/L)		58	---	---	48	---	60	---	
CONDUCTIVITY (umhc)		670	---	---	602	---	702	---	
CHLORINE (mg/L)		0.06	---	---	<0.05	---	<0.05	---	

CHEMICAL DATA SHEET FOR CHRONIC TOXICITY TESTING

Ceriodaphnia Dubia

Lab # / Sample ID K1502002 Test Start (Date/Time) 2-3-15 1445

Client: Conway Topolo Bayou Test End (Date/Time) 2-11-15 0930

Day of Test

		1	2	3	4	5	6	7	notes
Control	SS	2-3	2-4	2-5	2-6	2-7	2-8	2-9	2-10
D.O. (mg/L)	INITIAL	8.7	8.5	8.8	8.6		8.5	8.9	8.7
	FINAL	8.0	8.3	8.4	8.4		8.4	8.8	8.5
pH (s.u.)	INITIAL	7.7	8.1	8.1	8.1		8.0	8.1	7.9
	FINAL	8.0	8.1	8.1	8.0		7.7	7.5	8.2
temp (C)	INITIAL	23	23	24	22		22	24	23
	FINAL	25	25	25	25		25	25	25
ALKALINITY (mg/L)		30	—	34	—		RH 2532	—	30
HARDNESS (mg/L)		44	—	48	—		RH 3240	—	40
CONDUCTIVITY (umhc)		230	—	268	—		251	—	216
CHLORINE (mg/L)		0.05	—	—	—		—	—	—
CONC:	5								
D.O. (mg/L)	INITIAL	8.6	8.2	8.3	8.6		8.5	8.4	8.8
	FINAL	7.9	8.1	8.6	8.4		8.4	8.8	8.5
pH (s.u.)	INITIAL	7.8	8.0	8.1	8.0		8.0	7.9	7.9
	FINAL	8.0	8.1	8.0	8.0		7.8	7.8	8.1
temp (C)	INITIAL	23	23	23	22		21	24	23
	FINAL	25	25	25	25		25	25	25
CONC:	7								
D.O. (mg/L)	INITIAL	8.7	8.5	8.7	8.6		8.6	8.4	8.4
	FINAL	8.1	8.4	8.4	8.3		8.4	8.9	8.6
pH (mg/L)	INITIAL	7.8	8.1	8.1	8.1		8.0	8.0	7.9
	FINAL	8.0	8.0	8.0	8.0		7.9	7.9	8.1
temp (C)	INITIAL	23	23	23	22		22	24	23
	FINAL	25	25	25	25		25	25	25
CONC:	9								
D.O. (mg/L)	INITIAL	8.7	8.5	8.7	8.6		8.5	8.9	8.8
	FINAL	8.1	8.3	8.5	8.4		8.5	9.0	8.7
pH (s.u.)	INITIAL	7.9	8.1	8.1	8.0		8.1	7.9	7.9
	FINAL	8.0	8.1	8.0	7.9		7.9	8.0	8.0
temp (C)	INITIAL	23	23	22	21		22	24	22
	FINAL	25	25	25	25		25	25	25
CONC:	12								
D.O. (mg/L)	INITIAL	8.8	8.6	8.7	8.7		8.6	8.4	8.8
	FINAL	8.1	8.4	8.4	8.5		8.5	8.9	8.6
pH (s.u.)	INITIAL	7.8	8.1	8.1	8.0		8.0	8.0	7.9
	FINAL	8.0	8.1	8.0	7.9		8.0	8.1	8.1
temp (C)	INITIAL	23	23	22	21		22	23	22
	FINAL	25	25	25	25		25	25	25
CONC:	16								
D.O. (mg/L)	INITIAL	8.9	8.6	8.8	8.7		8.5	8.3	8.9
	FINAL	8.1	8.4	8.4	8.5		8.4	9.0	8.7
pH (s.u.)	INITIAL	7.9	8.1	8.0	8.0		8.1	7.9	7.8
	FINAL	8.0	8.1	8.1	8.0		8.0	8.1	8.0
temp (C)	INITIAL	23	23	21	21		23	23	22
	FINAL	25	25	25	25		25	25	25
CONC:	100 %	A	A	A	B	B	C	B	C
ALKALINITY (mg/L)		142	—	—	124	—	144	124	144
HARDNESS (mg/L)		58	—	—	48	—	60	48	60
CONDUCTIVITY (umhc)		670	—	—	602	—	702	602	702
CHLORINE (mg/L)		0.06	—	—	0.05	—	0.05	0.05	0.05

APPENDIX C

Fathead minnow raw data and statistics

Pimephales promelas

FATHEAD MINNOW

SURVIVAL DATA FOR LARVAL SURVIVAL AND GROWTH TEST (CHRONIC)

LAB #: K1502002			TEST START		DATE	2/3/15	TIME	1420				
CLIENT: Conway - Tupelo Bayou			TEST END		DATE	2/10/15	TIME	1435				
ANALYST: RH / WL			AGE AND SOURCE OF MINNOWS		< 48 hrs old, Aquatox							
DAY(NUMBER SURVIVING)												
SURVIVAL												
	REP #	START	1	2	3	4	5	6	7	%	MEAN %	CV
CONTROL	A	10	10	10	10		10	10	10	100%	100.0%	0.00
	B	10	10	10	10		10	10	10	100%		
	C	10	10	10	10		10	10	10	100%		
	D	10	10	10	10		10	10	10	100%		
	E	10	10	10	10		10	10	10	100%		
SS	REP #	START	1	2	3		5	6	7	%	MEAN %	CV
	A	10	10	10	10		10	10	10	100%	100.0%	
	B	10	10	10	10		10	10	10	100%		
	C	10	10	10	10		10	10	10	100%		
	D	10	10	10	10		10	10	10	100%		
E	10	10	10	10		10	10	10	100%			
CONC:	REP #	START	1	2	3		5	6	7	%	MEAN %	CV
	A	10	10	10	10		10	10	10	100%	100.0%	
	B	10	10	10	10		10	10	10	100%		
	C	10	10	10	10		10	10	10	100%		
	D	10	10	10	10		10	10	10	100%		
E	10	10	10	10		10	10	10	100%			
5%	REP #	START	1	2	3		5	6	7	%	MEAN %	CV
	A	10	10	10	10		10	10	10	100%	100.0%	
	B	10	10	10	10		10	10	10	100%		
	C	10	10	10	10		10	10	10	100%		
	D	10	10	10	10		10	10	10	100%		
E	10	10	10	10		10	10	10	100%			
CONC:	REP #	START	1	2	3		5	6	7	%	MEAN %	CV
	A	10	10	10	10		10	10	10	100%	100.0%	
	B	10	10	10	10		10	10	10	100%		
	C	10	10	10	10		10	10	10	100%		
	D	10	10	10	10		10	10	10	100%		
E	10	10	10	10		10	10	10	100%			
7%	REP #	START	1	2	3		5	6	7	%	MEAN %	CV
	A	10	10	10	10		10	10	10	100%	100.0%	
	B	10	10	10	10		10	10	10	100%		
	C	10	10	10	10		10	10	10	100%		
	D	10	10	10	10		10	10	10	100%		
E	10	10	10	10		10	10	10	100%			
CONC:	REP #	START	1	2	3		5	6	7	%	MEAN %	CV
	A	10	10	10	10		10	10	10	100%	98.0%	
	B	10	10	10	10		10	10	10	100%		
	C	10	9	9	9		9	9	9	90%		
	D	10	10	10	10		10	10	10	100%		
E	10	10	10	10		10	10	10	100%			
9%	REP #	START	1	2	3		5	6	7	%	MEAN %	CV
	A	10	10	10	10		10	10	10	100%	98.0%	4.56
	B	10	10	9	9		9	9	9	90%		
	C	10	10	10	10		10	10	10	100%		
	D	10	10	10	10		10	10	10	100%		
E	10	10	10	10		10	10	10	100%			
CONC:	REP #	START	1	2	3		5	6	7	%	MEAN %	CV
	A	10	10	10	10		10	10	10	100%	94.0%	
	B	10	10	10	10		10	10	10	100%		
	C	10	10	10	10		10	10	10	100%		
	D	10	9	9	9		8	8	7	70%		
E	10	10	10	10		10	10	10	100%			
12%	REP #	START	1	2	3		5	6	7	%	MEAN %	CV
	A	10	10	10	10		10	10	10	100%	94.0%	
	B	10	10	10	10		10	10	10	100%		
	C	10	10	10	10		10	10	10	100%		
	D	10	9	9	9		8	8	7	70%		
E	10	10	10	10		10	10	10	100%			
16%	REP #	START	1	2	3		5	6	7	%	MEAN %	CV
	A	10	10	10	10		10	10	10	100%	94.0%	
	B	10	10	10	10		10	10	10	100%		
	C	10	10	10	10		10	10	10	100%		
	D	10	9	9	9		8	8	7	70%		
E	10	10	10	10		10	10	10	100%			
ANALYST:		RH	RH	RH	RH		WL	RH	RH			
DATE:		2/3/15	2/4/15	2/5/15	2/6/15		2/8/15	2/9/15	2/10/15			
TIME:		1420	1330	1345	1030		1930	1540	1435			

CV= PERCENT COEFFICIENT OF VARIATION: STANDARD DEVIATION/MEAN * 100

REMARKS:

AA# K1502002, FATHEAD MINNOW SURV., CHRONIC, 2-3-15
File: C:\COPYTO~1\TOXSTAT\FHSURV~1. Transform: ARC SINE(SQUARE ROOT(Y))

Shapiro - Wilk's test for normality

D = 0.184

W = 0.642

Critical W (P = 0.05) (n = 30) = 0.927

Critical W (P = 0.01) (n = 30) = 0.900

Data FAIL normality test. Try another transformation.

Warning - The first three homogeneity tests are sensitive to non-normal data and should not be performed.

AA# K1502002, FATHEAD MINNOW SURV., CHRONIC, 2-3-15
File: C:\COPYTO~1\TOXSTAT\FHSURV~1. Transform: ARC SINE(SQUARE ROOT(Y))

Hartley's test for homogeneity of variance
Bartlett's test for homogeneity of variance

These two tests can not be performed because at least one group has zero variance.

Data FAIL to meet homogeneity of variance assumption.
Additional transformations are useless.

TITLE: AA# K1502002, FATHEAD MINNOW SURV., CHRONIC, 2-3-15
 FILE: C:\COPYTO~1\TOXSTAT\FHSURV~1.
 TRANSFORM: ARC SINE(SQUARE ROOT(Y)) NUMBER OF GROUPS: 6

GRP	IDENTIFICATION	REP	VALUE	TRANS VALUE
1	CONTROL	1	1.0000	1.4120
1	CONTROL	2	1.0000	1.4120
1	CONTROL	3	1.0000	1.4120
1	CONTROL	4	1.0000	1.4120
1	CONTROL	5	1.0000	1.4120
2	5 % EFFLUENT	1	1.0000	1.4120
2	5 % EFFLUENT	2	1.0000	1.4120
2	5 % EFFLUENT	3	1.0000	1.4120
2	5 % EFFLUENT	4	1.0000	1.4120
2	5 % EFFLUENT	5	1.0000	1.4120
3	7 % EFFLUENT	1	1.0000	1.4120
3	7 % EFFLUENT	2	1.0000	1.4120
3	7 % EFFLUENT	3	1.0000	1.4120
3	7 % EFFLUENT	4	1.0000	1.4120
3	7 % EFFLUENT	5	1.0000	1.4120
4	9 % EFFLUENT	1	1.0000	1.4120
4	9 % EFFLUENT	2	1.0000	1.4120
4	9 % EFFLUENT	3	0.9000	1.2490
4	9 % EFFLUENT	4	1.0000	1.4120
4	9 % EFFLUENT	5	1.0000	1.4120
5	12 % EFFLUENT	1	1.0000	1.4120
5	12 % EFFLUENT	2	0.9000	1.2490
5	12 % EFFLUENT	3	1.0000	1.4120
5	12 % EFFLUENT	4	1.0000	1.4120
5	12 % EFFLUENT	5	1.0000	1.4120
6	16 % EFFLUENT	1	1.0000	1.4120
6	16 % EFFLUENT	2	1.0000	1.4120
6	16 % EFFLUENT	3	1.0000	1.4120
6	16 % EFFLUENT	4	0.7000	0.9912
6	16 % EFFLUENT	5	1.0000	1.4120

AA# K1502002, FATHEAD MINNOW SURV., CHRONIC, 2-3-15
 File: C:\COPYTO~1\TOXSTAT\FHSURV~1. Transform: ARC SINE(SQUARE ROOT(Y))

STEEL'S MANY-ONE RANK TEST - Ho: Control < Treatment

GROUP	IDENTIFICATION	TRANSFORMED MEAN	RANK SUM	CRIT. VALUE	df	SIG
1	CONTROL	1.412				
2	5 % EFFLUENT	1.412	27.50	16.00	5.00	
3	7 % EFFLUENT	1.412	27.50	16.00	5.00	
4	9 % EFFLUENT	1.379	25.00	16.00	5.00	
5	12 % EFFLUENT	1.379	25.00	16.00	5.00	
6	16 % EFFLUENT	1.328	25.00	16.00	5.00	

Critical values use k = 5, are 1 tailed, and alpha = 0.05

Pimephales promelas

FATHEAD MINNOW

TEST 1000.0

WEIGHT DATA FOR LARVAL SURVIVAL AND GROWTH TEST

LAB # / #s:		K1502002		TEST DATES (BEGIN / END):		2/3/15 - 2/10/15	
CLIENT:		Conway- Tupelo Bayou		WEIGHING DATE / TIME:		2/11/15 1015	
ANALYSTS:		RH		DRYING TEMP (DEGREES C):		60	
SAMPLE ID:				DRYING TIME (HOURS):		24	
	REP #	FINAL DRY WEIGHT TIN+LARVAE (g)	INITIAL WEIGHT TIN (g)	TOTAL DRY WEIGHT OF LARVAE (g)	NUMBER OF LARVAE	DRY WEIGHT OF LARVAE (mg)	
CONTROL	A	1.00548	1.00041	0.00507	10	0.507	AVG DRY
	B	1.02891	1.02334	0.00557	10	0.557	WEIGHT (mg)
	C	1.00355	0.99905	0.00450	10	0.450	0.511
	D	1.01415	1.00883	0.00532	10	0.532	CV
	E	1.00237	0.99727	0.00510	10	0.510	7.8
5%	A	0.99815	0.99380	0.00435	10	0.435	AVG DRY
	B	0.97019	0.96573	0.00446	10	0.446	WEIGHT (mg)
	C	1.01488	1.00892	0.00596	10	0.596	0.474
	D	0.98146	0.97728	0.00418	10	0.418	CV
	E	1.00474	0.99997	0.00477	10	0.477	
7%	A	0.98863	0.98431	0.00432	10	0.432	AVG DRY
	B	1.00154	0.99677	0.00477	10	0.477	WEIGHT (mg)
	C	0.98895	0.98422	0.00473	10	0.473	0.463
	D	1.01759	1.01300	0.00459	10	0.459	CV
	E	0.98288	0.97816	0.00472	10	0.472	
9%	A	0.99800	0.99333	0.00467	10	0.467	AVG DRY
	B	1.00666	1.00181	0.00485	10	0.485	WEIGHT (mg)
	C	1.01228	1.00751	0.00477	10	0.477	0.479
	D	0.99149	0.98647	0.00502	10	0.502	CV
	E	0.99943	0.99477	0.00466	10	0.466	
12%	A	0.99426	0.98918	0.00508	10	0.508	AVG DRY
	B	0.99249	0.98724	0.00525	10	0.525	WEIGHT (mg)
	C	0.98561	0.98044	0.00517	10	0.517	0.497
	D	1.00003	0.99536	0.00467	10	0.467	CV
	E	1.01358	1.00890	0.00468	10	0.468	5.55
16%	A	0.99800	0.99304	0.00496	10	0.496	AVG DRY
	B	1.00178	0.99703	0.00475	10	0.475	WEIGHT (mg)
	C	0.96732	0.96297	0.00435	10	0.435	0.457
	D	0.96624	0.96271	0.00353	10	0.353	CV
	E	0.99358	0.98833	0.00525	10	0.525	

CV = (STANDARD DEVIATION/MEAN)*100

REMARKS:

AA# K1502002, FATHEAD MINNOW GROWTH CHRONIC, 2-3-15
File: C:\COPYTO~1\TOXSTAT\FHGWGROWTH. Transform: NO TRANSFORMATION

Shapiro - Wilk's test for normality

D = 0.050

W = 0.960

Critical W (P = 0.05) (n = 30) = 0.927

Critical W (P = 0.01) (n = 30) = 0.900

Data PASS normality test at P=0.01 level. Continue analysis.

AA# K1502002, FATHEAD MINNOW GROWTH CHRONIC, 2-3-15
File: C:\COPYTO~1\TOXSTAT\FHGWGROWTH. Transform: NO TRANSFORMATION

Bartlett's test for homogeneity of variance
Calculated B1 statistic = 13.36

Table Chi-square value = 15.09 (alpha = 0.01, df = 5)
Table Chi-square value = 11.07 (alpha = 0.05, df = 5)

Data PASS B1 homogeneity test at 0.01 level. Continue analysis.

TITLE: AA# K1502002, FATHEAD MINNOW GROWTH CHRONIC, 2-3-15
 FILE: C:\COPYTO~1\TOXSTAT\FHGROWTH.
 TRANSFORM: NO TRANSFORMATION NUMBER OF GROUPS: 6

GRP	IDENTIFICATION	REP	VALUE	TRANS VALUE
1	CONTROL	1	0.5070	0.5070
1	CONTROL	2	0.5570	0.5570
1	CONTROL	3	0.4500	0.4500
1	CONTROL	4	0.5320	0.5320
1	CONTROL	5	0.5100	0.5100
2	5 % EFFLUENT	1	0.4350	0.4350
2	5 % EFFLUENT	2	0.4460	0.4460
2	5 % EFFLUENT	3	0.5960	0.5960
2	5 % EFFLUENT	4	0.4180	0.4180
2	5 % EFFLUENT	5	0.4770	0.4770
3	7 % EFFLUENT	1	0.4320	0.4320
3	7 % EFFLUENT	2	0.4770	0.4770
3	7 % EFFLUENT	3	0.4730	0.4730
3	7 % EFFLUENT	4	0.4590	0.4590
3	7 % EFFLUENT	5	0.4720	0.4720
4	9 % EFFLUENT	1	0.4670	0.4670
4	9 % EFFLUENT	2	0.4850	0.4850
4	9 % EFFLUENT	3	0.4770	0.4770
4	9 % EFFLUENT	4	0.5020	0.5020
4	9 % EFFLUENT	5	0.4660	0.4660
5	12 % EFFLUENT	1	0.5080	0.5080
5	12 % EFFLUENT	2	0.5250	0.5250
5	12 % EFFLUENT	3	0.5170	0.5170
5	12 % EFFLUENT	4	0.4670	0.4670
5	12 % EFFLUENT	5	0.4680	0.4680
6	16 % EFFLUENT	1	0.4960	0.4960
6	16 % EFFLUENT	2	0.4750	0.4750
6	16 % EFFLUENT	3	0.4350	0.4350
6	16 % EFFLUENT	4	0.3530	0.3530
6	16 % EFFLUENT	5	0.5250	0.5250

AA# K1502002, FATHEAD MINNOW GROWTH CHRONIC, 2-3-15
 File: C:\COPYTO~1\TOXSTAT\FHGROWTH. Transform: NO TRANSFORMATION

ANOVA TABLE

SOURCE	DF	SS	MS	F
Between	5	0.011	0.002	1.031
Within (Error)	24	0.050	0.002	
Total	29	0.060		

Critical F value = 2.62 (0.05,5,24)
 Since F < Critical F FAIL TO REJECT Ho: All equal

AA# K1502002, FATHEAD MINNOW GROWTH CHRONIC, 2-3-15
 File: C:\COPYTO~1\TOXSTAT\FHGWGROWTH. Transform: NO TRANSFORMATION

DUNNETT'S TEST - TABLE 1 OF 2 Ho:Control<Treatment

GROUP	IDENTIFICATION	TRANSFORMED MEAN	MEAN CALCULATED IN ORIGINAL UNITS	T STAT	SIG
1	CONTROL	0.511	0.511		
2	5 % EFFLUENT	0.474	0.474	1.279	
3	7 % EFFLUENT	0.463	0.463	1.689	
4	9 % EFFLUENT	0.479	0.479	1.105	
5	12 % EFFLUENT	0.497	0.497	0.493	
6	16 % EFFLUENT	0.457	0.457	1.891	

Dunnnett table value = 2.36 (1 Tailed Value, P=0.05, df=24,5)

AA# K1502002, FATHEAD MINNOW GROWTH CHRONIC, 2-3-15
 File: C:\COPYTO~1\TOXSTAT\FHGWGROWTH. Transform: NO TRANSFORMATION

DUNNETT'S TEST - TABLE 2 OF 2 Ho:Control<Treatment

GROUP	IDENTIFICATION	NUM OF REPS	Minimum Sig Diff (IN ORIG. UNITS)	% of CONTROL	DIFFERENCE FROM CONTROL
1	CONTROL	5			
2	5 % EFFLUENT	5	0.068	13.3	0.037
3	7 % EFFLUENT	5	0.068	13.3	0.049
4	9 % EFFLUENT	5	0.068	13.3	0.032
5	12 % EFFLUENT	5	0.068	13.3	0.014
6	16 % EFFLUENT	5	0.068	13.3	0.054

APPENDIX D

Ceriodaphnia dubia Raw Data and Statistics

SURVIVAL AND REPRODUCTION TEST

Cardiodaphnia dubia

Discharger: Conway - Tupelo Bayou

Lab Number/s
K7502002

Location: Outfall 001

Date Sample Collected: 2 - 24/6 - 15

Analyst: RH

Test Start - Date/Time: 2-3-15, 1445

Test Stop - Date/Time: 2-11-15, 0930

Conc	Day	Replicate										No. of Young	No. of Adult	No. of Young /Adult	Analyst
		A	B	C	D	E	F	G	H	I	J				
5%	1	0	0	0	0	0	0	0	0	0	0	0	0	0.0	RH
	2	0	0	0	0	0	0	0	0	0	0	0	0	0.0	RH
	3	0	0	0	0	0	0	0	0	0	0	0	0	0.0	RH
	4	0	0	0	0	0	0	0	0	0	0	0	0	0.0	RH
	5	11	12	8	3	5	10	4	5	6	8	72	10	7.2	RH
	6	0	3	3	0	1	0	0	0	3	1	11	10	1.1	RH
	7	5	3	5	1	3	4	5	1	2	0	29	10	2.9	RH
	8	2	3	0	7	0	7	6	5	0	8	38			
	Total	18	21	16	11	9	21	16	11	11	17	151		Avg. = 15.1	15.1
													C.V. = 28.9		
7%	Replicate										No. of Young	No. of Adult	No. of Young /Adult	Analyst	
	A	B	C	D	E	F	G	H	I	J					
	1	0	0	0	0	0	0	0	0	0	0	0	0.0	RH	
	2	0	0	0	0	0	0	0	0	0	0	0	0.0	RH	
	3	0	0	0	0	0	0	0	0	0	0	0	0.0	RH	
	4	0	0	0	0	0	0	0	0	0	0	0	0.0	RH	
	5	11	7	6	7	3	10	9	3	2	5	63	10	6.3	RH
	6	4	1	1	2	1	1	0	2	2	0	14	10	1.4	RH
	7	4	4	3	1	4	4	8	0	4	7	39	10	3.9	RH
	8	2	6	0	1	0	0	4	1	4	2	20			
Total	21	18	10	11	8	15	21	6	12	14	136		Avg. = 13.6	13.6	
													C.V. = 38.2		

Conc	Day	Replicate										No. of Young	No. of Adult	No. of Young /Adult	Analyst
		A	B	C	D	E	F	G	H	I	J				
6%	1	0	0	0	0	0	0	0	0	0	0	0	0.0	RH	
	2	0	0	0	0	0	0	0	0	0	0	0	0.0	RH	
	3	0	0	0	0	0	0	0	0	0	0	0	0.0	RH	
	4	0	0	0	0	0	0	0	0	0	0	0	0.0	RH	
	5	8	7	7	10	7	5	4	0	9	7	64	10	6.4	RH
	6	2	2	1	0	1	3	0	4	0	2	15	10	1.5	RH
	7	4	3	1	2	6	9	6	5	1	7	44	10	4.4	RH
	8	1	5	8	4	0	0	2	1	2	8	31			
	Total	15	17	17	16	14	17	12	10	12	24	154		Avg. = 15.4	15.4
													C.V. = 25.3		
12%	Replicate										No. of Young	No. of Adult	No. of Young /Adult	Analyst	
	A	B	C	D	E	F	G	H	I	J					
	1	0	0	0	0	0	0	0	0	0	0	0	0.0	RH	
	2	0	0	0	0	0	0	0	0	0	0	0	0.0	RH	
	3	0	0	1	0	0	0	0	0	0	1	10	0.1	RH	
	4	0	0	0	0	0	0	0	0	0	0	10	0.0	RH	
	5	9	7	8	10	10	10	3	4	12	10	83	10	8.3	RH
	6	3	1	4	2	0	1	5	3	0	2	21	10	2.1	RH
	7	5	5	5	1	3	4	2	0	4	0	29	10	2.9	RH
	8	4	0	3	5	0	3	0	7	3	6	31			
Total	21	13	21	18	13	18	10	14	19	18	165		Avg. = 16.5	16.5	
													C.V. = 22.7		
16%	Replicate										No. of Young	No. of Adult	No. of Young /Adult	Analyst	
	A	B	C	D	E	F	G	H	I	J					
	1	0	0	0	0	0	0	0	0	0	0	0	0.0	RH	
	2	0	0	0	0	0	0	0	0	0	0	0	0.0	RH	
	3	1	0	0	0	0	0	0	0	0	1	10	0.1	RH	
	4	0	0	0	0	0	0	0	0	0	0	10	0.0	RH	
	5	0	7	4	5	9	8	5	9	5	11	63	10	6.3	RH
	6	5	1	0	5	1	0	2	3	1	0	18	10	1.8	RH
	7	0	3	4	0	4	0	0	5	4	2	22	10	2.2	RH
	8	2	6	9	4	0	0	6	1	0	4	32			
Total	8	17	17	14	14	8	13	18	10	17	136		Avg. = 13.6	13.6	
													C.V. = 28.0		

AA # K1502002, C.DUBIA CHRONIC, REPRODUCCION, 2-3-15
File: C:\COPYTO~1\TOXSTAT\C.DUB Transform: NO TRANSFORMATION

Shapiro - Wilk's test for normality

***** Shapiro - Wilk's Test is aborted *****

This test can not be performed because total number of replicates
is greater than 50.

Total number of replicates = 60

AA # K1502002, C.DUBIA CHRONIC, REPRODUCCION, 2-3-15
File: C:\COPYTO~1\TOXSTAT\C.DUB Transform: NO TRANSFORMATION

Bartlett's test for homogeneity of variance
Calculated B1 statistic = 1.46

Table Chi-square value = 15.09 (alpha = 0.01, df = 5)
Table Chi-square value = 11.07 (alpha = 0.05, df = 5)

Data PASS B1 homogeneity test at 0.01 level. Continue analysis.

FISHER'S EXACT TEST

IDENTIFICATION	NUMBER OF		
	ALIVE	DEAD	TOTAL ANIMALS
CONTROL	10	0	10
5	10	0	10
TOTAL	20	0	20

CRITICAL FISHER'S VALUE (10,10,10) (p=0.05) IS 6. b VALUE IS 10.
 Since b is greater than 6 there is no significant difference
 between CONTROL and TREATMENT at the 0.05 level.

FISHER'S EXACT TEST

IDENTIFICATION	NUMBER OF		
	ALIVE	DEAD	TOTAL ANIMALS
CONTROL	10	0	10
7	10	0	10
TOTAL	20	0	20

CRITICAL FISHER'S VALUE (10,10,10) (p=0.05) IS 6. b VALUE IS 10.
 Since b is greater than 6 there is no significant difference
 between CONTROL and TREATMENT at the 0.05 level.

FISHER'S EXACT TEST

IDENTIFICATION	NUMBER OF		
	ALIVE	DEAD	TOTAL ANIMALS
CONTROL	10	0	10
9	10	0	10

TOTAL 20 0 20

CRITICAL FISHER'S VALUE (10,10,10) (p=0.05) IS 6. b VALUE IS 10.
 Since b is greater than 6 there is no significant difference
 between CONTROL and TREATMENT at the 0.05 level.

FISHER'S EXACT TEST

IDENTIFICATION	NUMBER OF		
	ALIVE	DEAD	TOTAL ANIMALS
CONTROL	10	0	10
12	10	0	10
TOTAL	20	0	20

CRITICAL FISHER'S VALUE (10,10,10) (p=0.05) IS 6. b VALUE IS 10.
 Since b is greater than 6 there is no significant difference
 between CONTROL and TREATMENT at the 0.05 level.

FISHER'S EXACT TEST

IDENTIFICATION	NUMBER OF		
	ALIVE	DEAD	TOTAL ANIMALS
CONTROL	10	0	10
16	10	0	10
TOTAL	20	0	20

CRITICAL FISHER'S VALUE (10,10,10) (p=0.05) IS 6. b VALUE IS 10.
 Since b is greater than 6 there is no significant difference
 between CONTROL and TREATMENT at the 0.05 level.

SUMMARY OF FISHER'S EXACT TESTS

NUMBER NUMBER SIG

GROUP	IDENTIFICATION	EXPOSED	DEAD	(P=.05)
	CONTROL	10	0	
1	5	10	0	
2	7	10	0	
3	9	10	0	
4	12	10	0	
5	16	10	0	

TITLE: AA # K1502002, C.DUBIA CHRONIC, REPRODUCTION, 2-3-15
 FILE: C:\COPYTO~1\TOXSTAT\C.DUB
 TRANSFORM: NO TRANSFORMATION NUMBER OF GROUPS: 6

GRP	IDENTIFICATION	REP	VALUE	TRANS VALUE
1	CONTROL	1	19.0000	19.0000
1	CONTROL	2	19.0000	19.0000
1	CONTROL	3	16.0000	16.0000
1	CONTROL	4	21.0000	21.0000
1	CONTROL	5	9.0000	9.0000
1	CONTROL	6	14.0000	14.0000
1	CONTROL	7	20.0000	20.0000
1	CONTROL	8	16.0000	16.0000
1	CONTROL	9	11.0000	11.0000
1	CONTROL	10	16.0000	16.0000
2	5 % EFFLUENT	1	18.0000	18.0000
2	5 % EFFLUENT	2	21.0000	21.0000
2	5 % EFFLUENT	3	16.0000	16.0000
2	5 % EFFLUENT	4	11.0000	11.0000
2	5 % EFFLUENT	5	9.0000	9.0000
2	5 % EFFLUENT	6	21.0000	21.0000
2	5 % EFFLUENT	7	16.0000	16.0000
2	5 % EFFLUENT	8	11.0000	11.0000
2	5 % EFFLUENT	9	11.0000	11.0000
2	5 % EFFLUENT	10	17.0000	17.0000
3	7 % EFFLUENT	1	21.0000	21.0000
3	7 % EFFLUENT	2	18.0000	18.0000
3	7 % EFFLUENT	3	10.0000	10.0000
3	7 % EFFLUENT	4	11.0000	11.0000
3	7 % EFFLUENT	5	8.0000	8.0000
3	7 % EFFLUENT	6	15.0000	15.0000
3	7 % EFFLUENT	7	21.0000	21.0000
3	7 % EFFLUENT	8	6.0000	6.0000
3	7 % EFFLUENT	9	12.0000	12.0000
3	7 % EFFLUENT	10	14.0000	14.0000
4	9 % EFFLUENT	1	15.0000	15.0000
4	9 % EFFLUENT	2	17.0000	17.0000
4	9 % EFFLUENT	3	17.0000	17.0000
4	9 % EFFLUENT	4	16.0000	16.0000
4	9 % EFFLUENT	5	14.0000	14.0000
4	9 % EFFLUENT	6	17.0000	17.0000
4	9 % EFFLUENT	7	12.0000	12.0000
4	9 % EFFLUENT	8	10.0000	10.0000

4	9 %	EFFLUENT	9	12.0000	12.0000
4	9 %	EFFLUENT	10	24.0000	24.0000
5	12 %	EFFLUENT	1	21.0000	21.0000
5	12 %	EFFLUENT	2	13.0000	13.0000
5	12 %	EFFLUENT	3	21.0000	21.0000
5	12 %	EFFLUENT	4	18.0000	18.0000
5	12 %	EFFLUENT	5	13.0000	13.0000
5	12 %	EFFLUENT	6	18.0000	18.0000
5	12 %	EFFLUENT	7	10.0000	10.0000
5	12 %	EFFLUENT	8	14.0000	14.0000
5	12 %	EFFLUENT	9	19.0000	19.0000
5	12 %	EFFLUENT	10	18.0000	18.0000
6	16 %	EFFLUENT	1	8.0000	8.0000
6	16 %	EFFLUENT	2	17.0000	17.0000
6	16 %	EFFLUENT	3	17.0000	17.0000
6	16 %	EFFLUENT	4	14.0000	14.0000
6	16 %	EFFLUENT	5	14.0000	14.0000
6	16 %	EFFLUENT	6	8.0000	8.0000
6	16 %	EFFLUENT	7	13.0000	13.0000
6	16 %	EFFLUENT	8	18.0000	18.0000
6	16 %	EFFLUENT	9	10.0000	10.0000
6	16 %	EFFLUENT	10	17.0000	17.0000

AA # K1502002, C.DUBIA CHRONIC, REPRODUCCION, 2-3-15
 File: C:\COPYTO~1\TOXSTAT\C.DUB Transform: NO TRANSFORMATION

ANOVA TABLE

SOURCE	DF	SS	MS	F
Between	5	75.350	15.070	0.863
Within (Error)	54	943.500	17.472	
Total	59	1018.850		

Critical F value = 2.45 (0.05,5,40)
 Since F < Critical F FAIL TO REJECT Ho: All equal

AA # K1502002, C.DUBIA CHRONIC, REPRODUCCION, 2-3-15
 File: C:\COPYTO~1\TOXSTAT\C.DUB Transform: NO TRANSFORMATION

DUNNETT'S TEST - TABLE 1 OF 2 Ho:Control<Treatment

GROUP	IDENTIFICATION	TRANSFORMED MEAN	MEAN CALCULATED IN ORIGINAL UNITS	T STAT	SIG
1	CONTROL	16.100	16.100		
2	5 % EFFLUENT	15.100	15.100	0.535	
3	7 % EFFLUENT	13.600	13.600	1.337	
4	9 % EFFLUENT	15.400	15.400	0.374	
5	12 % EFFLUENT	16.500	16.500	-0.214	
6	16 % EFFLUENT	13.600	13.600	1.337	

Dunnett table value = 2.31 (1 Tailed Value, P=0.05, df=40,5)

AA # K1502002, C.DUBIA CHRONIC, REPRODUCTION, 2-3-15

File: C:\COPYTO~1\TOXSTAT\C.DUB

Transform: NO TRANSFORMATION

DUNNETT'S TEST - TABLE 2 OF 2

Ho:Control<Treatment

GROUP	IDENTIFICATION	NUM OF REPS	Minimum Sig Diff (IN ORIG. UNITS)	% of CONTROL	DIFFERENCE FROM CONTROL
1	CONTROL	10			
2	5 % EFFLUENT	10	4.318	26.8	1.000
3	7 % EFFLUENT	10	4.318	26.8	2.500
4	9 % EFFLUENT	10	4.318	26.8	0.700
5	12 % EFFLUENT	10	4.318	26.8	-0.400
6	16 % EFFLUENT	10	4.318	26.8	2.500

APPENDIX E

Organism History

AQUATOX, INC.
416 TWIN POINTS ROAD
HOT SPRINGS, ARKANSAS 71913
501-520-0560

TEST ORGANISM HISTORY

DATE SHIPPED 2-3-15 CLIENT Arkansas Analytical

Purchase Order #: _____

SPECIES: Pimephales promelas

Quantity Shipped: 550

Age: hatched 2-1 15-1600CST

Brood Stock Source: Anderson Farms, AR

Culture Water: Groundwater

Hardness (Mg/l CaCO₃): = 1000

Dissolved Oxygen (Mg/l): 8.4

Temperature (°C): 25.4


Feeding: ARTEMIA

Comments: _____

Shipped Via: Federal Express UPS Overnight Shuttle

Packaged By: lll

1300 Blue Spruce Drive, Suite C
Fort Collins, Colorado 80524



Toll Free: 800/331-5916
Tel: 970/484-5091 Fax: 970/484-2514

ORGANISM HISTORY

DATE: 11/25/2013

SPECIES: Ceriodaphnia dubia

AGE: > 3 day

LIFE STAGE: Adult

HATCH DATE: Variable

BEGAN FEEDING: Immediately

FOOD: YTC, Selenastrum sp.

Water Chemistry Record:

	Current	Range
TEMPERATURE:	<u>22°C</u>	<u>22-26°C</u>
SALINITY/CONDUCTIVITY:	<u>--</u>	<u>--</u>
TOTAL HARDNESS (as CaCO ₃):	<u>94 mg/l</u>	<u>76-130 mg/l</u>
TOTAL ALKALINITY (as CaCO ₃):	<u>65 mg/l</u>	<u>65-100 mg/l</u>
pH:	<u>7.98</u>	<u>7.50-8.20</u>

Comments:

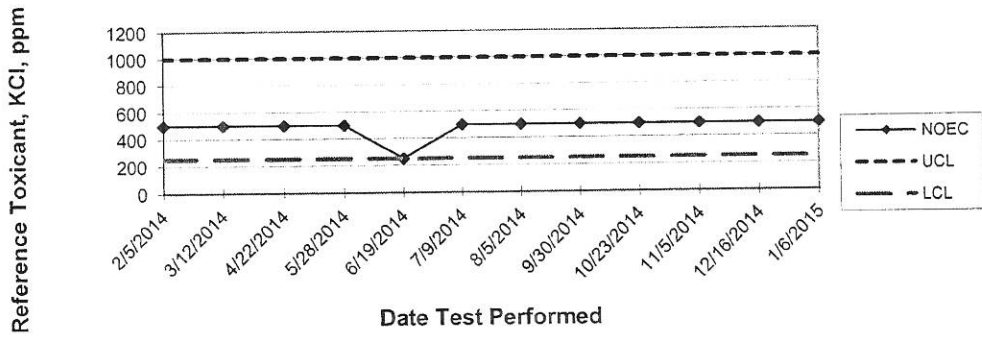


Facility Supervisor

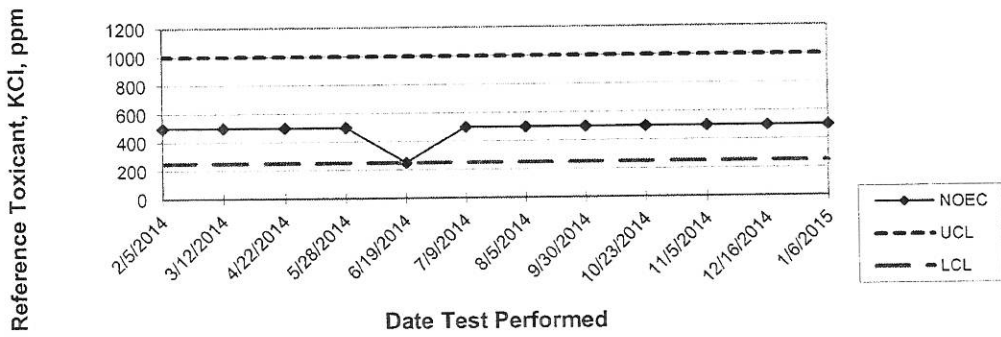
APPENDIX F

Quality Assurance Charts

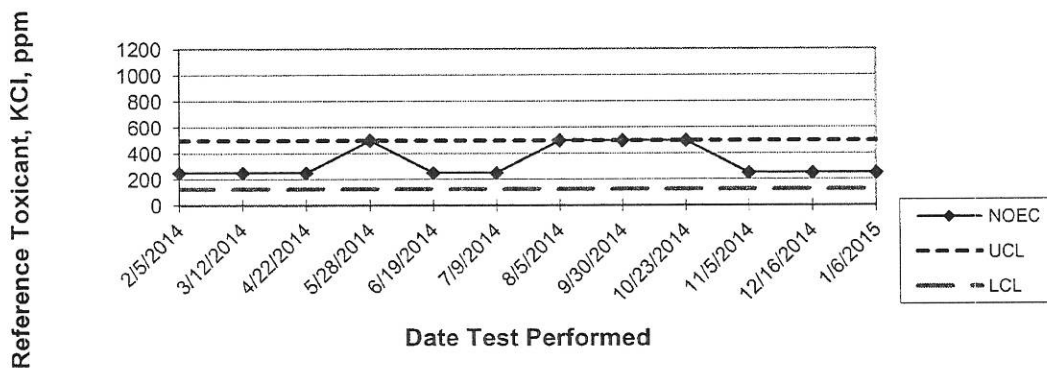
ARKANSAS ANALYTICAL, INC.
FATHEAD MINNOW SURVIVAL 7 Day
QUALITY ASSURANCE



ARKANSAS ANALYTICAL, INC.
FATHEAD MINNOW GROWTH 7 Day
QUALITY ASSURANCE



ARKANSAS ANALYTICAL, INC.
CERIODAPHНИЯ DUBIA SURVIVAL
QUALITY ASSURANCE



ARKANSAS ANALYTICAL, INC.
CERIODAPHНИЯ DUBIA REPRODUCTION
QUALITY ASSURANCE

